

UNIQUE-50


50 WATT

电吉他音箱

用户使用说明书

COOLMUSIC

CHANGE LIFE WITH MUSIC



品牌: COOLMUSIC

名称: 电吉他用音箱

制造商: 深圳市酷乐科技有限公司

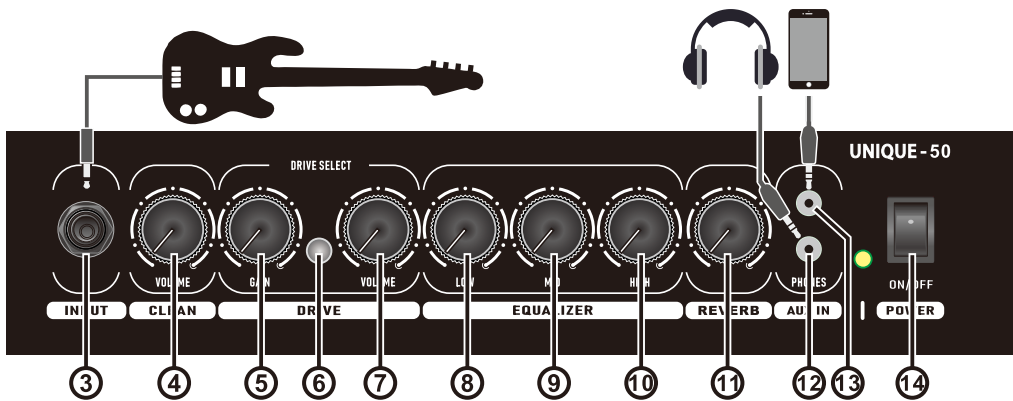
服务热线: 0755 - 89344156

地址: 深圳市龙岗区园山街道龙腾街28号A栋5楼 邮编: 518115

公司官方网站: www.coolmusic-tech.com

酷乐科技(深圳)有限公司

COOLMUSIC(SHENZHEN) TECH CO.,LTD



3. INPUT :

音箱的输入接口：可用于连接 '电吉他' 等乐器设备；

4. VOLUME :

音箱的音量旋钮，控制 'INPUT' 通道信号的音量大小；

5. GAIN :

用于调节 'DRIVE' 效果器的增益大小；

6. DRIVE BUTTON :

控制 'DRIVE' 效果器的打开或关闭；

7. VOLUME (DRIVE) :

'DRIVE' 效果器的音量旋钮，用于调节 'DRIVE' 效果器的音量大小；

8. LOW :

该旋钮用于提升或衰减 'INPUT' 接口所输入音源的低频信号；

9. MID :

该旋钮用于提升或衰减 'INPUT' 接口所输入音源的中频信号；

10. HIGH :

该旋钮用于提升或衰减 'INPUT' 接口所输入音源的高频信号；

11. REVERB :

该接口用于调整 '混响' 效果的增益；

12. PHONES :

耳机输出接口，接上耳机用以实现对其音箱的监听作用；

13. AUX-IN :

可通过音频线连接MP3或手机等音频设备来为音箱提供音源输入；

14. 电源开关 :

该按键为电源开关，向上拨动为 '打开电源' ；

Thank you for choosing to purchase our UNIQUE-50 electric guitar amplifier. Before using this product, please take a moment to read the user manual to understand the product's functions, usage skills and precautions, so that you can use this product better in the future.

Product Description

UNIQUE-50 is a amplifier developed based on the vocal characteristics of electric guitars. It is equipped with an 10.0-inch full-range speaker, which enables you to better restore the sound effect of the electric guitar when you are playing with the electric guitar. In terms of amplifier function selection, in addition to basic functions such as low, mid and high three-band equalization modulation and volume control, UNIQUE-50 also adds functions such as overload effect, reverb effect, AUX input, headphone output, etc., Greatly meet the user's functional requirements for electric guitar amplifiers.

Product Parameter

Model	UNIQUE-50
Rated Output Power	50W
Speaker	10.0 inches Full Range Speaker
Frequency Response	50Hz - 20KHz
Control	VOLUME: Volume adjustment GAIN: Gain adjustment LOW、MID、HIGH: Frequency adjustment DRIVE SELECT: Overload switch POWER: Switch REVERB: 'REVERB' effect
Interface	Input : 6.35mm audio interface AUX、PHONES : 3.5mm audio interface
Size	420(L) × 220(W) × 340(H)mm
Net Weight	8.3 KG
Package Included	1 * Amplifier 1 * Warranty Card 1 * Power Cable

WARNING & CAUTION

- ⚠ WARNING : Remind users that improper use can be dangerous or harmful
- ⚠ CAUTION: Remind users that improper use can cause damage or damage to items.

⚠ WARNING

- Before using this product, please read the instructions and user manual.
- When using, please connect to a power outlet with grounding protection.
- Do not disassemble or modify the built-in components and wiring of this device by yourself.
- Do not place this equipment in the following places:
 1. Places with excessive temperature
 2. Humid place
 3. Places with heavy humidity
 4. Places directly exposed to rain
 5. Dusty places
 6. Places with strong vibrations
- Please use the supplied power cord or adapter, and at the same time ensure that the line voltage matches the input voltage indicated on the power supply. Improper use of voltage will cause equipment damage, malfunction or electric shock.
- Do not excessively twist or bend the power cord, nor place heavy objects on it. Otherwise it will damage the power cord and cause breakage and short circuit. Damaged wires may cause fire and electric shock!
- Do not drop or seep any dangerous objects or any liquid into the equipment.
- When the following situations occur, turn off the power immediately and unplug the plug:
 1. Damaged adapter, power cord or plug
 2. Smoke or peculiar smell occurs
 3. The equipment is directly exposed to rain (or wet)
 4. The equipment is not operating normally or has obvious abnormalities
- Do not share too many electrical appliances with this product. Pay special attention to all your equipment, the total power must not exceed the power that the socket can withstand.
- Please place this equipment in a place that does not affect its good ventilation.
- When inserting the power cord plug into the socket, hold the power cord plug with your hand.
- Please avoid entanglement of power cord with various wires. In addition, keep away from children.
- When your hands are wet, do not take the power cord or insert or unplug the power cord plug.
- Before moving the device, unplug the power cord and all cables connected to the device.
- Before cleaning the device, turn off the power and unplug the power cord from the socket.
- If you suspect a lightning strike in your area, please unplug the power plug.

⚠ CAUTION

其他注意事项

- 使用设备的按钮、旋钮，以及连接插口和接口时，力量要适度，粗暴操作会使设备发生故障。
- 为避免干扰您的邻居，请将音量调节到适当大小。
- 当您需要运送设备时，请将设备装入原包装箱内或类似的包装箱。
- 有些连接导线含有电阻设置。请勿使用本身含有电阻的连接线进行连接。

面板说明



1. POWER CONNECTOR:

通过电源线连接电源插座和音箱，以此来为音箱提供电源；

2. SERIAL :

产品条形码，用于显示与产品生产有关的信息；

警告和注意

- ⚠ WARNING 这些指示用于提醒使用者, 本产品的不当使用可能对您造成人身危险。
⚠ CAUTION 这些指示用于提醒使用者, 本产品的不当使用可能会导致设备的损坏。

⚠ WARNING

- 使用本产品前, 请先阅读一下指示以及用户手册。
- 供电使用前请将本设备的供电接口与带有接地保护的电源插座相连接。
- 请勿自行拆开或改动本设备以及适配器的内置部件。
- 请勿将本设备放置在以下地方:
 - 1. 温度过高的地方
 - 2. 潮湿的地方
 - 3. 湿度大的地方
 - 4. 直接暴露在雨中的地方
 - 5. 尘土飞扬的地方
 - 6. 震动强烈的地方
- 请使用随机附带的电源适配器或者电源线, 同时确保设备的额定电压与市电电压是否相符。电压不相符可能导致设备损坏甚至危及人身安全。
- 电源线请勿过度扭曲或弯折, 也不可以在上面放置重物。否则可能会损坏电源线而造成线路短路。损坏的电线可能造成火灾和有触电的危险!
- 当发生以下情况时, 请立即关闭电源, 将插头拔掉:
 - a 适配器、电源线或是插头破损
 - b 设备冒烟或产生异味
 - c 本设备直接遭雨淋 (或打湿)
 - d 本设备操作不正常或是表现有明显的异样
- 请勿将过多的电器与本设备共用一个插座。在使用延长线时, 请特别注意您连接在延长线上的所有设备的总功率不可超过延长线所能承受的功率。电源超载会导致导线发热并溶解包覆电线的绝缘物质。
- 请将本设备放置在具有良好通风条件的地方。
- 将电源线的插头插入或拔离插座时, 请手握设备电源线的插头部分。
- 请避免电源线与各种导线互相缠绕。此外, 也请让儿童远离电源线与导线。
- 手部潮湿时, 请勿拿取本设备的电源线或将电源线的插头插入或拔离插座。
- 移动本设备之前, 请拔下电源连接线以及所有与本设备相连接的外部设备连接线。
- 清洁本设备之前, 请关闭电源并从插座上拔下电源线插头。
- 若打雷天气发生时, 请将电源插头从插座上拔掉。

⚠ CAUTION

Other considerations

- Use the buttons, push rods, and connection sockets of the device with moderate force.
- When inserting or disconnecting the cable, please grasp the connection port and cable.
- To avoid disturbing your neighbors, please adjust the volume to an appropriate level.
- When you need to ship the device, please put the device in the original box.
- Some connecting wires contain resistance. Do not use cables that contain resistance.

Control instructions

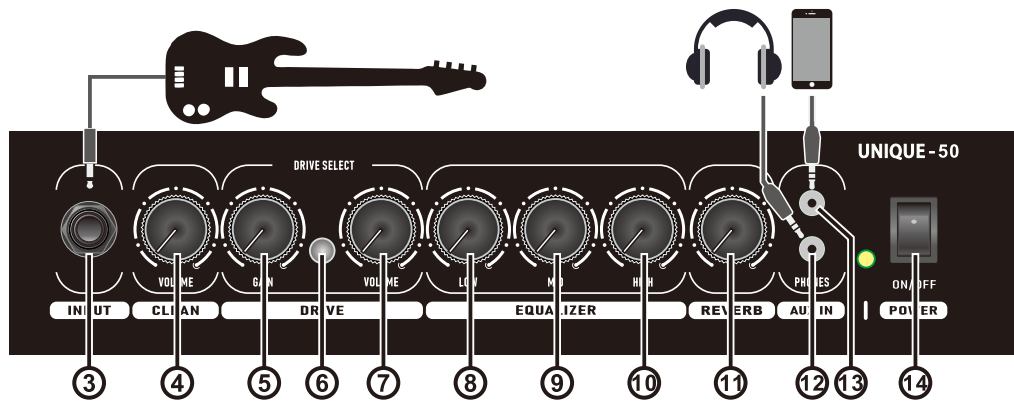


1. POWER CONNECTOR:

Connect the power socket to provide power to the amplifiers;

2. SERIAL :

Used to display information related to product production;



3. INPUT :

Can be used to connect 'electric guitar' and other musical instruments;

4. VOLUME :

Adjust the volume of the 'INPUT' channel signal;

5. GAIN :

This knob is used to adjust the gain of the 'DRIVE' effect;

6. DRIVE BUTTON :

This knob controls the on or off of "DRIVE" effect;

7. VOLUME (DRIVE) :

This knob is Used to adjust the volume of 'DRIVE' effect;

8. LOW :

Used to adjust the low frequency signal of the input audio source;

9. MID :

Used to adjust the mid frequency signal of the input audio source;

10. HIGH :

Used to adjust the high frequency signal of the input audio source;

11. REVERB :

This knob is Used to adjust the gain of the 'REVERB' effect;

12. PHONES :

Connect headphones to monitor the amplifiers;

13. AUX-IN :

It can be connected to audio equipment such as MP3 or mobile phone through audio cable to provide audio input for amplifiers;

14. POWER SWITCH :

Flick upwards to 'turn on the power' ;

感谢您选择购买我们的 UNIQUE-50 电吉他音箱。在使用本产品前，请您先花点时间阅读使用手册，了解产品的功能、使用技巧以及注意事项，以方便您在今后能够更好地使用本产品。

产品介绍

UNIQUE-50 是根据电吉他的发声特性而开发的一款音箱。其配备了一个10.0英寸的全频喇叭，让您在弹奏电吉他时能更好地还原电吉他的音色。在音箱功能选择方面，UNIQUE-50除了具备低、中、高三段均衡调制和音量控制等基本功能外，还增加了过载效果、混响效果、AUX输入、耳机输出等功能，极大地满足了用户对电吉他音箱的功能要求。

产品参数

型号	UNIQUE-50
输出功率	50W
喇叭	10 寸全频喇叭
频响范围	50Hz - 20KHz
控件	VOLUME: 音量控制 GAIN: 增益控制 LOW、MID、HIGH: 频段增益调制 DRIVE SELECT: 过载效果的开关 POWER: 电源开关 REVERB: 混响效果器增益控制
接口	Input : 6.35mm 音频接口 AUX、PHONES : 3.5mm 音频接口
尺寸	420(L) × 220(W) × 340(H)mm
净重	8.3 KG
附件	1 * 音箱 1 * 保修卡 1 * 电源线